

FlexArc Product Range

FlexArc





A complete range of fully integrated, standardized welding cells

FlexArc robotic welding cells consist of complete range of standardized flexible production solutions ready to use for production.

A complete range of fully integrated, standardized welding cells

FlexArc robotic welding cells consist of complete range of standardized flexible production solutions ready to use for production.

Flexibility

It is possible to weld completely different parts on either of the two positioner stations for maximum production flexibility.

Each of ABB's FlexArc cells are available in a virtual format as identical replicas of the real cell in RobotStudio and can therefore be effectively programmed offline on a personal computer.

This allows the real cell to continue production while new robot programs are being generated, thus drastically increasing the cells productivity.

High Productivity

FlexArc cells are standard, pre-engineered solutions designed to permit quick, efficient installation so you are running production in minutes instead of days.

TECHNICAL DATA

Perimeter fencing which complies with ANSI/RIA 15.06/1999 and CE regulations

Graphical intuitive Human Machine (HMI) Interface

Welding power supply

Robotic welding torch (air or water cooled)

Automatic Tool Center Point definition and verification (TCP)

Robotic torch cleaner

Structural mounting base (transportable with forklift pockets or by crane)



Cell safety devices (light curtains or roll-down doors)



All cables are completely integrated into the base platform for proper protection.


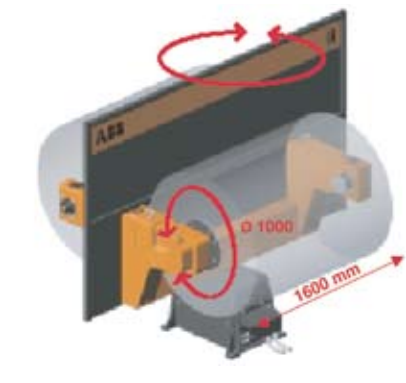
Cell door safety interlock


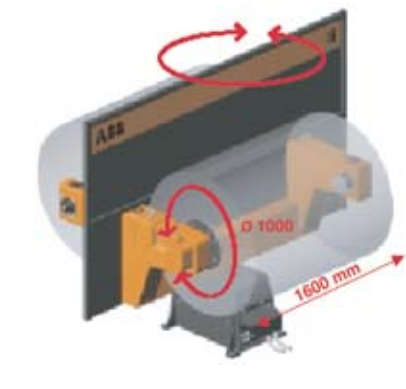
Integrated production monitoring

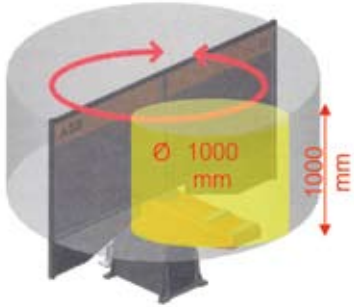

Integrated weld error handling

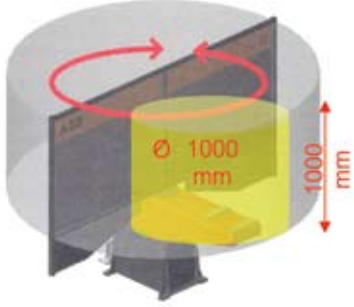

FlexArc	Robot	Servo positioner
250K Single	1 IRB 1600	
	Positioner	
	IRBP 250K	
	Handling capacity	
	250 Kg	
	Station footprint (L x W x H) with light curtains	
	5500 x 4300 x 2500	
	Station footprint (L x W x H) with roll-down door	
	4300 x 4300 x 2700	


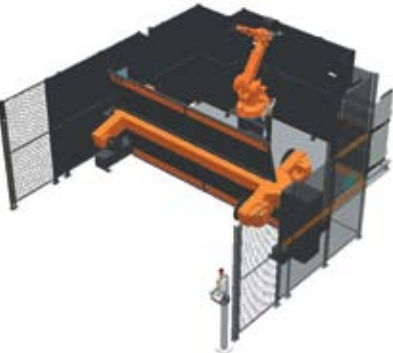
FlexArc	Robot	Servo positioner
250K Multimove	2 IRB 1600	
	Positioner	
	IRBP 250K	
	Handling capacity	
	250 Kg	
	Station footprint (L x W x H) with light curtains	
	5500 x 4300 x 2500	
	Station footprint (L x W x H) with roll-down door	
	4300 x 4300 x 2700	



FlexArc	Robot	Servo positioner
250R Single	1 IRB 1600	
	Positioner	
	IRBP 250R	
	Handling capacity	
	250 Kg	
	Station footprint (L x W x H) with light curtains	
	5300 x 3600 x 2500	
	Station footprint (L x W x H) with roll-down door	
	4000 x 3700 x 2700	



FlexArc	Robot	Servo positioner
250R Multimove	2 IRB 1600	
	Positioner	
	IRBP 250R	
	Handling capacity	
	250 Kg	
	Station footprint (L x W x H) with light curtains	
	5300 x 3600 x 2500	
	Station footprint (L x W x H) with roll-down door	
	4000 x 3700 x 2700	



FlexArc	Robot	Servo positioner
500C Single	1 IRB 1600	
	Positioner	
	IRBP 500C	
	Handling capacity	
	500 Kg	
	Station footprint (L x W x H) with light curtains	
	5300 x 3600 x 2500	
	Station footprint (L x W x H) with roll-down door	
	4000 x 3600 x 2700	

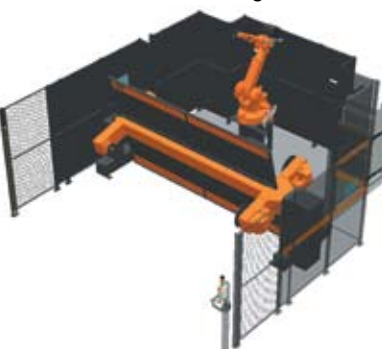

FlexArc	Robot	Servo positioner
500C Multimove	2 IRB 1600	
	Positioner	
	IRBP 500C	
	Handling capacity	
	500 Kg	
	Station footprint (L x W x H) with light curtains	
	5300 x 3600 x 2500	
	Station footprint (L x W x H) with roll-down door	
	4000 x 3600 x 2700	



FlexArc	Robot	Servo positioner
500K Single	1 IRB 1600	
	Positioner	
	IRBP 500K	
	Handling capacity	
	500 Kg	
	Station footprint (L x W x H) with light curtains	
	6000 x 5300 x 3000	
	Station footprint (L x W x H) with roll-down door	
	4800 x 5300 x 3000	

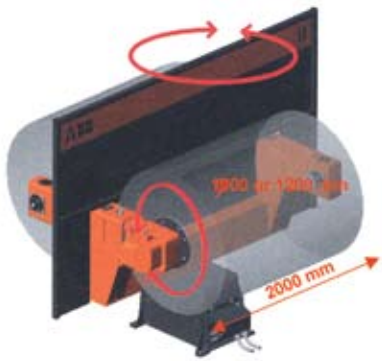

FlexArc	Robot	Servo positioner
500K Multimove	2 IRB 1600	
	Positioner	
	IRBP 500K	
	Handling capacity	
	500 Kg	
	Station footprint (L x W x H) with light curtains	
	6000 x 5300 x 3000	
	Station footprint (L x W x H) with roll-down door	
	4800 x 5300 x 3000	

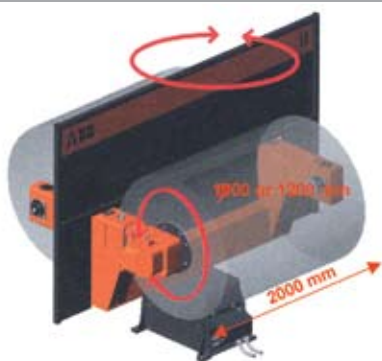

FlexArc	Robot	Servo positioner
500R Single 	1 IRB 1600 Positioner IRBP 500R Handling capacity 500 Kg Station footprint (L x W x H) with light curtains 6700 x 3700 x 2500 Station footprint (L x W x H) with roll-down door 5600 x 3700 x 2700	

FlexArc	Robot	Servo positioner
500R Multimove 	2 IRB 1600 Positioner IRBP 500R Handling capacity 500 Kg Station footprint (L x W x H) with light curtains 6700 x 3700 x 2500 Station footprint (L x W x H) with roll-down door 5600 x 3700 x 2700	

FlexArc	Robot	Servo positioner
750K Single 	1 IRB 1600 Positioner IRBP 750K Handling capacity 750 Kg Station footprint (L x W x H) with light curtains 6000 x 5300 x 3000 Station footprint (L x W x H) with roll-down door 4800 x 5300 x 3000	

FlexArc	Robot	Servo positioner
750K Multimove 	2 IRB 1600 Positioner IRBP 750K Handling capacity 750 Kg Station footprint (L x W x H) with light curtains 6000 x 5300 x 3000 Station footprint (L x W x H) with roll-down door 4800 x 5300 x 3000	

FlexArc	Robot	Servo positioner
750R Single	1 IRB 1600	
	Positioner	
	IRBP 750R	
	Handling capacity	
	750 Kg	
	Station footprint (L x W x H) with light curtains	
	6700 x 3700 x 2500	
	Station footprint (L x W x H) with roll-down door	
	5600 x 3700 x 2700	

FlexArc	Robot	Servo positioner
750R Multimove	2 IRB 1600	
	Positioner	
	IRBP 750R	
	Handling capacity	
	750 Kg	
	Station footprint (L x W x H) with light curtains	
	6700 x 3700 x 2500	
	Station footprint (L x W x H) with roll-down door	
	5600 x 3700 x 2700	



www.abb.com/robotics